



DFK 37CX290-I67



1. Quick Facts	3
2. Electrical Characteristics	5
2.1 Absolute Maximum Ratings	5
2.2 Recommended Operating Conditions	5
3. Dimensional Diagrams	6
3.1 DFK 37CX290-I67 Board Camera	6
4. Spectral Characteristics	7
4.1 Spectral Sensitivity - IMX290LQR-C	7
5. FPD-Link Serializer I/O Signals	8
6. I2C I/O Expander Configuration	9
7. I2C Devices	10
8. Status LEDs	11

1 Quick Facts

General	
Dynamic Range	12 bit
Resolution	1920x1080
Frame Rate at Full Resolution	60
Pixel Formats	12-Bit Bayer (RG)
Optical Interface	
Sensor Type	Sony IMX290LQR-C
Shutter Type	Rolling
Sensor Format	1/2.8 inch
Pixel Size	2.9 µm
Electrical Interface	
Interface	FPD-Link III via FAKRA connector
Supply voltage	10-27V
Current consumption	approx 80 mA @ 18 VDC
Mechanical Data	
Dimensions	H: 36 mm, W: 36 mm, L: 60.3 mm
Mass	80 g
Protection Class	IP6K6, IP6K7 (ISO 20653)
Adjustments	
Shutter	15 µs to 1 s
Gain	0 dB to 72 dB
Environmental	
Temperature (operating)	-5 °C to 45 °C
Temperature (storage)	-20 °C to 60 °C
Humidity (operating)	20 % to 80 % (non-condensing)
Humidity (storage)	20 % to 95 % (non-condensing)



2 Electrical Characteristics

2.1 Absolute Maximum Ratings

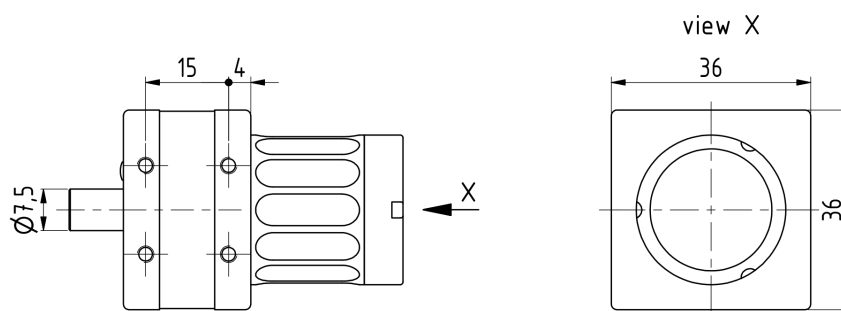
Item	Symbol	Pins	Min	Max	Unit
Supply voltage	V_COAX		-0.3	+27.0	V

2.2 Recommended Operating Conditions

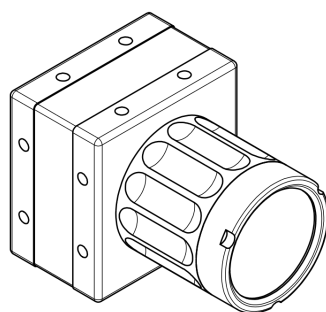
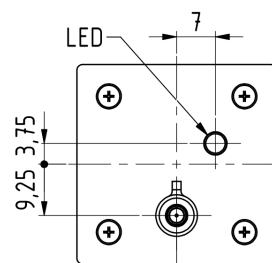
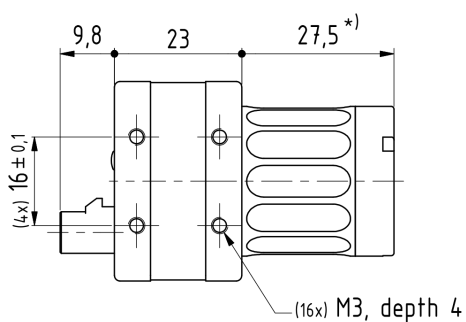
Item	Symbol	Pins	Min	Typ	Max	Unit
Supply voltage	V_COAX		9.0	18.0	24.0	V

3 Dimensional Diagrams

3.1 DFK 37CX290-I67 Board Camera



*) available in different lengths



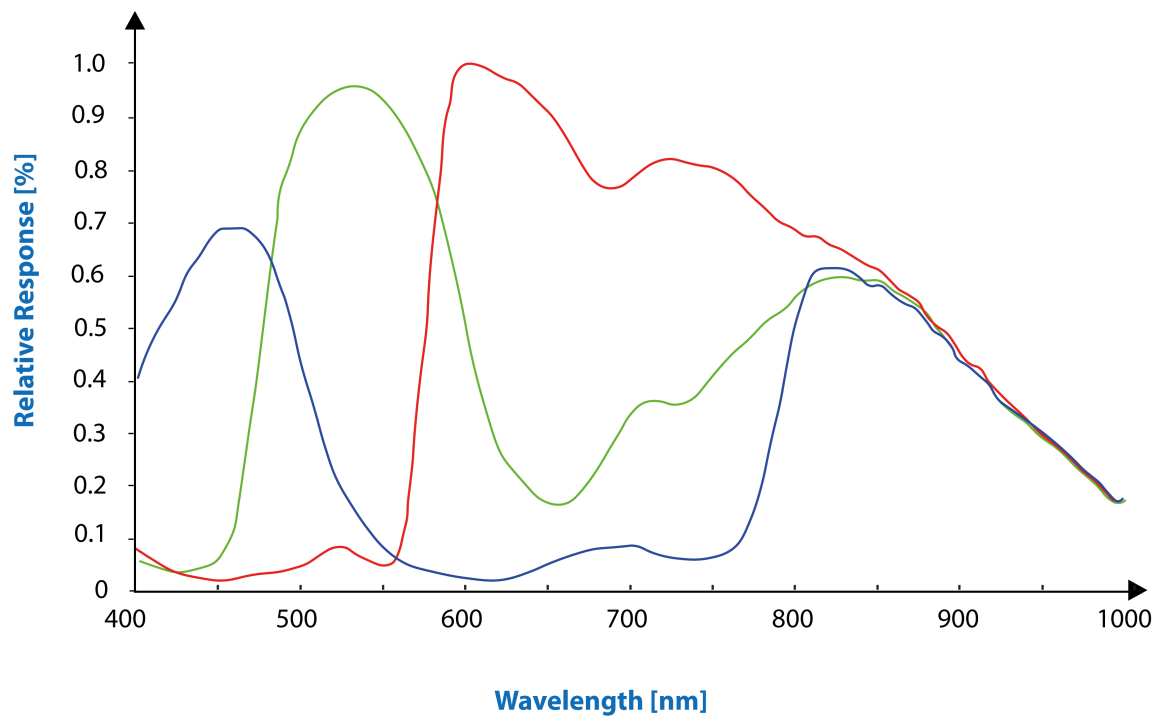
Scale: 1 : 1
 Dimensions: mm
 Tolerances: DIN ISO 2768-m
 275-20-1-01-00-c (w/o tripod-adaptor)



4 Spectral Characteristics

4.1 Spectral Sensitivity - IMX290LQR-C

Sensor: Sony IMX290 - courtesy of Sony Deutschland GmbH





5 FPD-Link Serializer I/O Signals

The serializer chip DS90UB953-Q1 (Texas Instruments) has 4 GPIO pins. Their purpose is described in the following table:

Pin	Name	Dir	Description
17 (GPIO0)	NC	-	Not connected
18 (GPIO1)	NC	-	Not connected
27 (GPIO2)	NC	-	Not connected
28 (GPIO3)	RESERVED1_GPIO3	I/O	Reserved signal

The serializer's CLK_OUT (19) pin is connected to the sensor's clock input. This means that the sensor's clock frequency is controlled through serializer PLL registers.

6 I2C I/O Expander Configuration

Various I/O functionalities of the camera are controlled through a I2C I/O Expander.

The TCA6408A part has the 7-bit I2C-address 0x20. The table below depicts which signals can be controlled through this expander:

I/O Pin	Name	Dir	Description
P0	CAM_PWR	O	Enable CMOS sensor power supply 0: Sensor power disabled 1: Sensor power enabled
P1	RESET	O	CMOS sensor reset signal 0: Sensor is in reset state 1: Sensor is in operational state
P2	GPOUT_LEVEL	O	If GPOUT_SELECT = 0: --->0: LED1 off --->1: LED1 on
P4	GPOUT_SELECT	O	0: Control LED via GPOUT_LEVEL 1: Reserved
P5	RESERVED_5	O	Reserved
P6	RESERVED_6	O	Reserved
P7	RESERVED_7	O	Reserved

7 I2C Devices

There are multiple I2C devices on the DFK 37CX290-I67 sensor board. The following table describes the parts and their I2C addresses:

Address (7-bit)	Device	Description
0x1A	IMX290LQR-C	Image Sensor
0x20	TCA6408A	I/O Expander
0x50	AT24C256C	EEPROM
0x57	AT24C02C	EEPROM

8 Status LEDs

There is one status LED on the serializer board:

Name	Color	Description
LED1	Green	Controlled through GPOUT_LEVEL on the I/O expander



DFK 37CX290-I67

All product and company names in this document may be trademarks and tradenames of their respective owners and are hereby acknowledged.

The Imaging Source Europe GmbH cannot and does not take any responsibility or liability for any information contained in this document. The source code presented in this document is exclusively used for didactic purposes. The Imaging Source Europe GmbH does not assume any kind of warranty expressed or implied, resulting from the use of the content of this document or the source code.

The Imaging Source Europe GmbH reserves the right to make changes in specifications, function or design at any time and without prior notice.

Last update: May 2021

© 2021 The Imaging Source Europe GmbH

All rights reserved. No part of this publication may be reproduced, distributed, or transmitted in any form or by any means, including photocopying, recording, or other electronic or mechanical methods, without the prior written permission of the publisher, except in the case of brief quotations embodied in critical reviews and certain other noncommercial uses permitted by copyright law.

All weights and dimensions are approximate. Unless otherwise specified, the lenses shown in the context of cameras are not shipped with these cameras.

Headquarters:

*The Imaging Source Europe GmbH
Überseetor 18, D-28217 Bremen, Germany
Phone: +49 421 33591-0*

North & South America:

*The Imaging Source, LLC
6926 Shannon Willow Rd, S 400, Charlotte, NC 28226, USA
Phone: +1 704-370-0110*

Asia Pacific:

*The Imaging Source Asia Co., Ltd.
2F., No.8, Xinhua 1st Road
Taipei City 114, Neihu District, Taiwan
Phone: +886 2-2792-3153*

www.theimagingsource.com